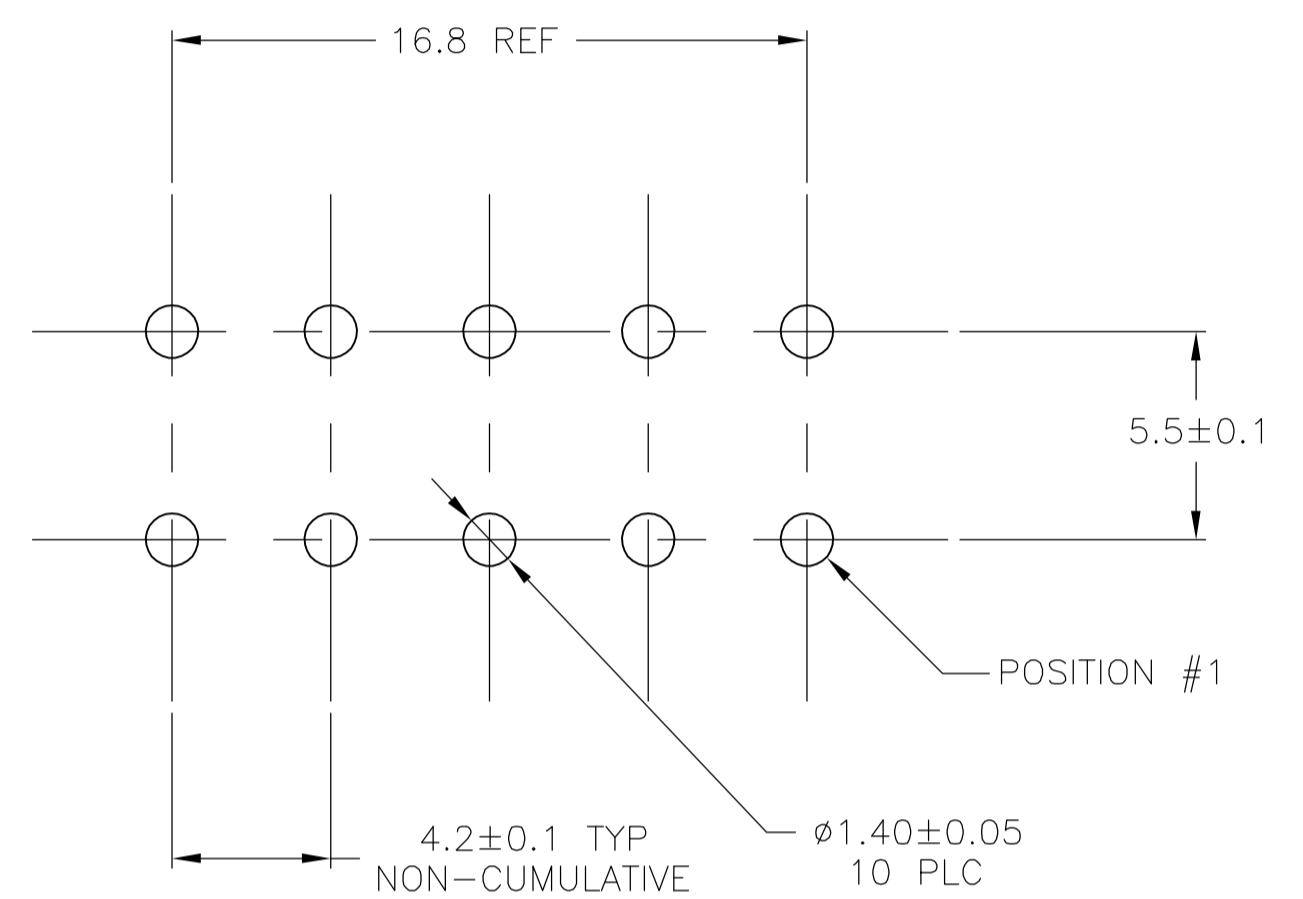
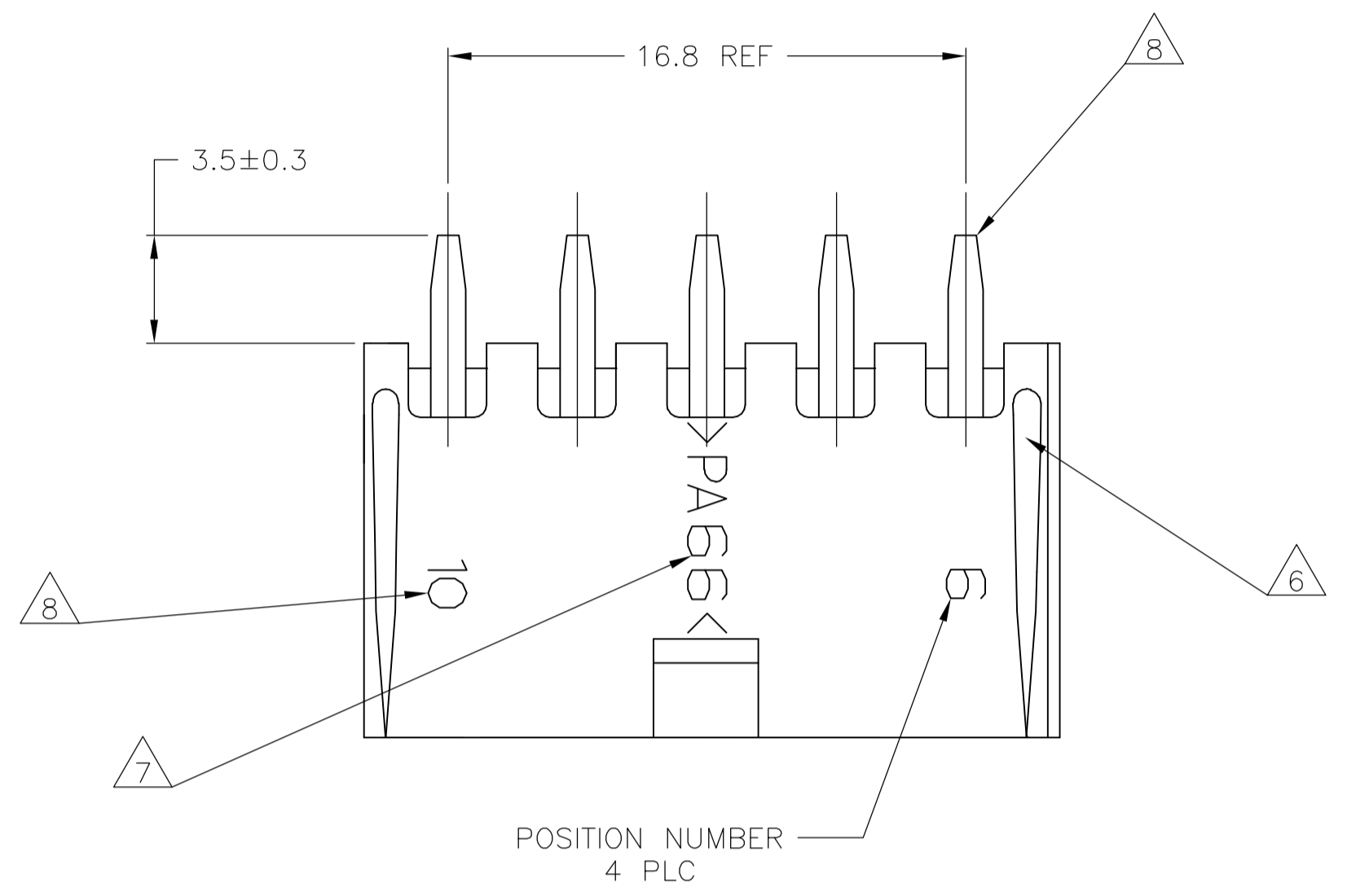
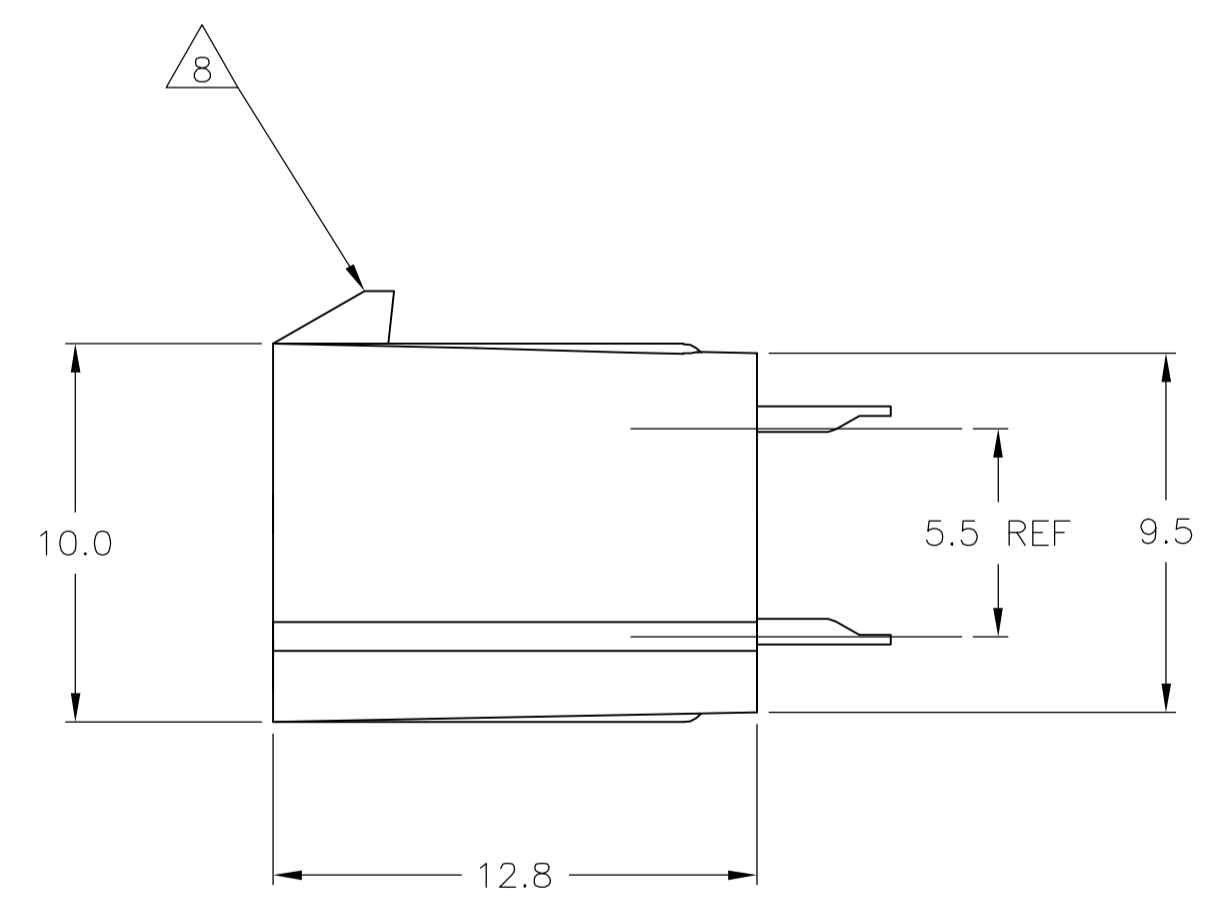
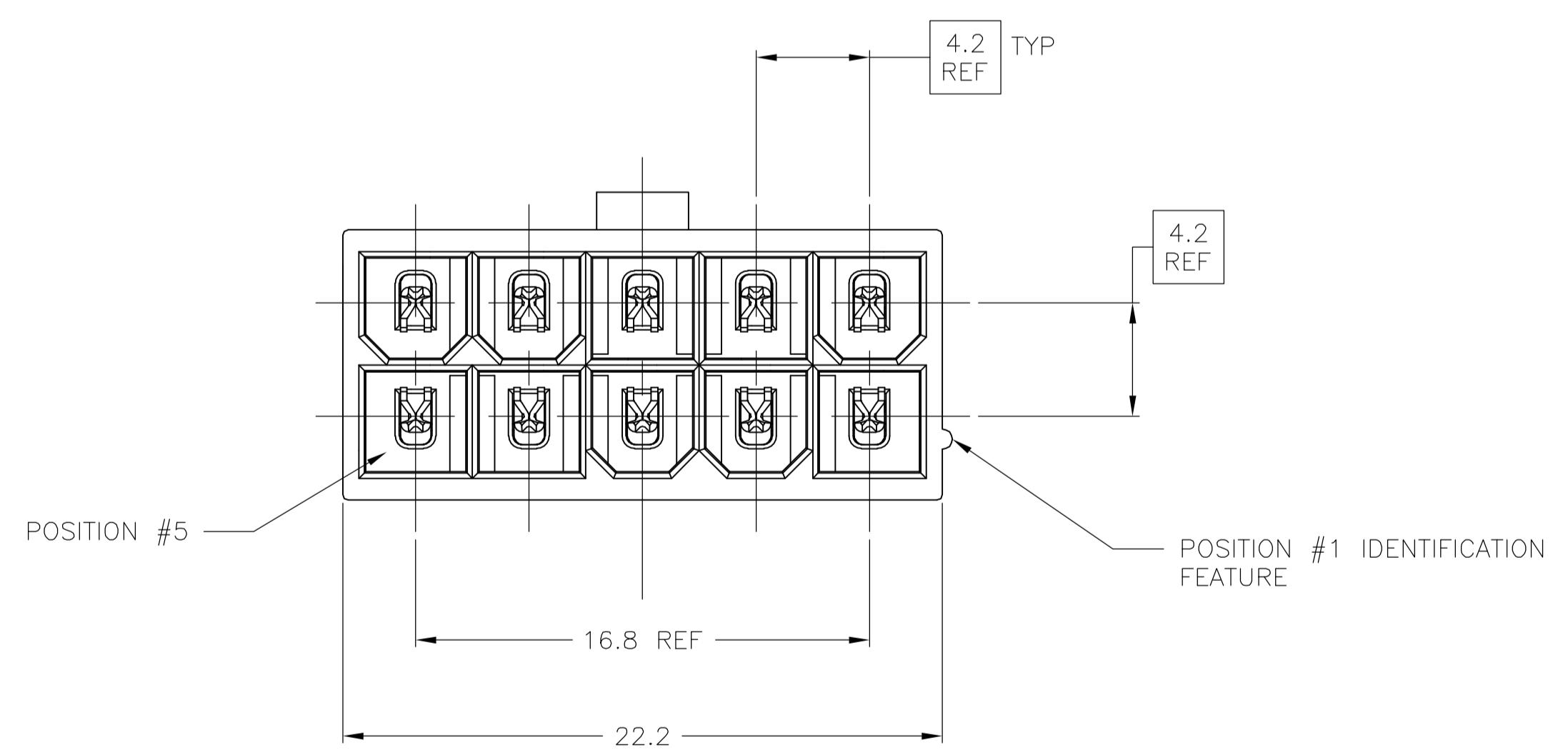


- 1 MATERIAL:
HOUSING: NYLON, UL94V-2 (COLOR - NATURAL, COLOR OF PARTS MAY VARY).
CONTACTS: 0.25 THK COPPER ALLOY.
- 2 CONTACT FINISH: 0.003 MIN THK TIN-LEAD OVER 0.00127 MIN THK NICKEL OVER ENTIRE CONTACT.
- 3 CONTACT FINISH: 0.00076 MIN THK GOLD PLATE ON PIN MATING SURFACE, 0.003 MIN THK TIN-LEAD PLATE ON SOLDER TAIL, ALL OVER 0.00127 MIN THK NICKEL BASE PLATE.
- 4. SOLDER TAIL MEETS AMP SOLDERABILITY SPECIFICATION 109-11-2.
- 5. MATES WITH SIMILARLY PLATED AMP-DUAC POWER™CONNECTOR RECEPTACLE HOUSINGS/SOCKET CONTACTS.
- 6 RIBS ON FOUR CORNERS OPTIONAL.
- 7 AMP LOGO AND MATERIAL ID MAY BE LOCATED ON EITHER LONG SIDE OF PART.
- 8 SIZE, SHAPE OR STYLE OF THIS FEATURE MAY VARY.
- 9 CONTACT FINISH: 0.003 MIN THK TIN OVER 0.00127 MIN THK NICKEL OVER ENTIRE CONTACT.
- 10 CONTACT FINISH: 0.00076 MIN THK GOLD PLATE ON PIN MATING SURFACE, 0.003 MIN THK TIN PLATE ON SOLDER TAIL, ALL OVER 0.00127 MIN THK NICKEL BASE PLATE.



RECOMMENDED MOUNTING HOLE PATTERN
 FOR 1.78 MAX THICK P.C. BOARD
 COMPONENT SIDE SHOWN



SUPERCEDED BY 1-794353-2
 SUPERCEDED BY 1-794353-1

1	10	1	1	1-794353-2
1	9	1	1	1-794353-1
1	3	1	1	794353-2
1	2	1	1	794353-1
CONTACT		HOUSING		PART NO
MATERIAL	FINISH	MATERIAL	COLOR	

METRIC

THIS DRAWING IS A CONTROLLED DOCUMENT.

DIMENSIONS: mm	TOLERANCES UNLESS OTHERWISE SPECIFIED:	DIN R VESTAL 03JUN98	tyco Electronics Tyco Electronics Corporation Harrisburg, PA 17105-3608
0 PLC ± -	1 PLC ± 0.2	CHK R SWING 03JUN98	NAME
2 PLC ± 0.13	3 PLC ± -	APPV C CASH 03JUN98	ASSEMBLY, HEADER, VERTICAL, 10 POSITION, W/DRAIN HOLES, 94V-2, AMP-DUAC
4 PLC ± -	ANGLES ± -	PRODUCT SPEC 108-1699	SIZE CASE CODE DRAWING NO
FINISH SEE TABLE	FINISH SEE TABLE	APPLICATION SPEC	A1 00779C=794353
MATERIAL SEE TABLE		WEIGHT	RESTRICTED TO
CUSTOMER DRAWING		SCALE 5:1	SHEET 1 OF 1 REV C